

SUPER FAST RECTIFIERS

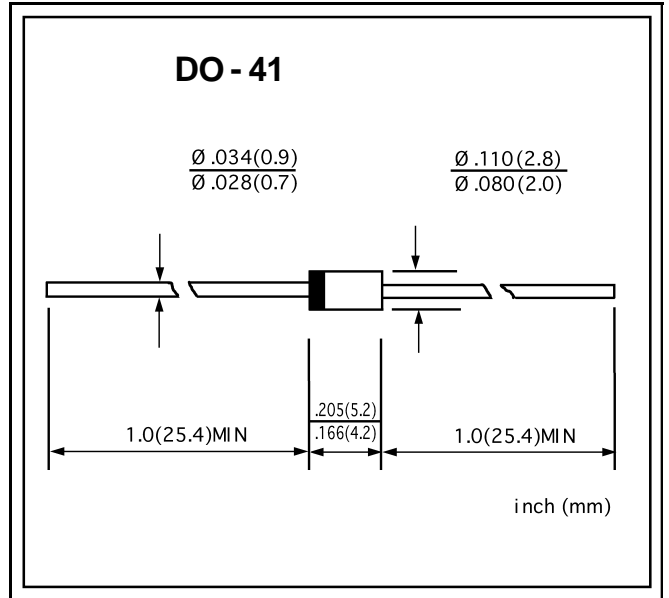
VOLTAGE RANGE: 200 --- 1000 V
CURRENT: 1.0 A

FEATURES

- ◇ Low cost
- ◇ Diffused junction
- ◇ Low leakage
- ◇ Low forward voltage drop
- ◇ High current capability
- ◇ Easily cleaned with alcohol, Isopropanol and similar solvents

MECHANICAL DATA

- ◇ Case: JEDEC DO-41, molded plastic
- ◇ Terminals: Axial lead, solderable per MIL-STD-202, Method 208
- ◇ Polarity: Color band denotes cathode
- ◇ Weight: 0.012 ounces, 0.34 grams
- ◇ Mounting position: Any



MAXIMUM RATINGS AND ELECTRICAL CHARACTERISTICS

Ratings at 25°C ambient temperature unless otherwise specified.

Single phase, half wave, 50 Hz, resistive or inductive load. For capacitive load, derate by 20%.

		BYV26A	BYV26B	BYV26C	BYV26D	BYV26E	UNITS
Maximum recurrent peak reverse voltage	V_{RRM}	200	400	600	800	1000	V
Maximum RMS voltage	V_{RMS}	140	280	420	560	700	V
Maximum DC blocking voltage	V_{DC}	200	400	600	800	1000	V
Maximum average forward rectified current 9.5 mm lead length, @ $T_A=75^\circ C$	$I_{F(AV)}$	1.0					A
Peak forward surge current 10ms single half-sine-wave superimposed on rated load @ $T_J=125^\circ C$	I_{FSM}	30.0					A
Maximum instantaneous forward voltage @ 1.0A	V_F	2.5					V
Maximum reverse current @ $T_A=25^\circ C$ at rated DC blocking voltage @ $T_A=100^\circ C$	I_R	5.0 150.0					μA
Maximum reverse recovery time (Note1)	t_{rr}	30			75		ns
Typical junction capacitance (Note2)	C_J	45			40		pF
Typical thermal resistance (Note3)	$R_{\theta JA}$	100					$^\circ C/W$
Operating junction temperature range	T_J	- 55 ----- + 150					$^\circ C$
Storage temperature range	T_{STG}	- 55 ----- + 150					$^\circ C$

NOTE: 1. Measured with $I_F=0.5A$, $I_R=1A$, $I_{rr}=0.25A$.

www.galaxycn.com

2. Measured at 1MHz and applied reverse voltage of 4.0V DC.

3. Thermal resistance from junction to ambient.

FIG.1 – FORWARD DERATING CURVE

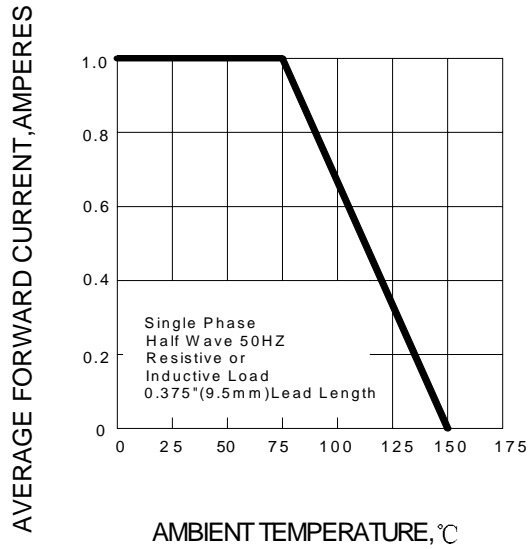


FIG.2 – TYPICAL FORWARD CHARACTERISTIC

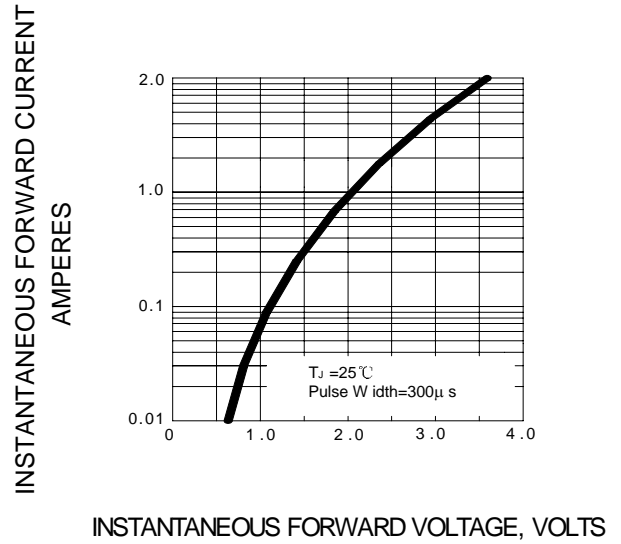


FIG.3 –PEAK FORWARD SURGE CURRENT

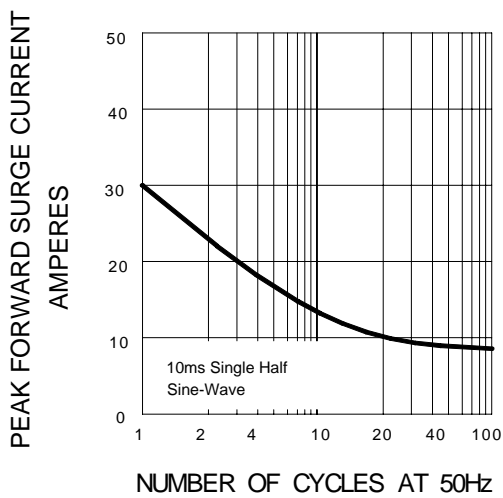


FIG.4 – TYPICAL JUNCTION CAPACITANCE

